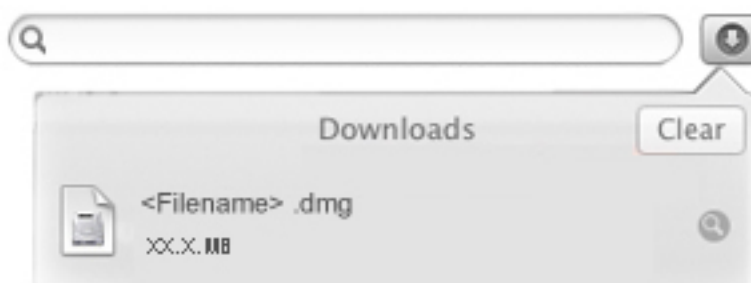


Stellar Data Recovery for iPhone

Steps to Install

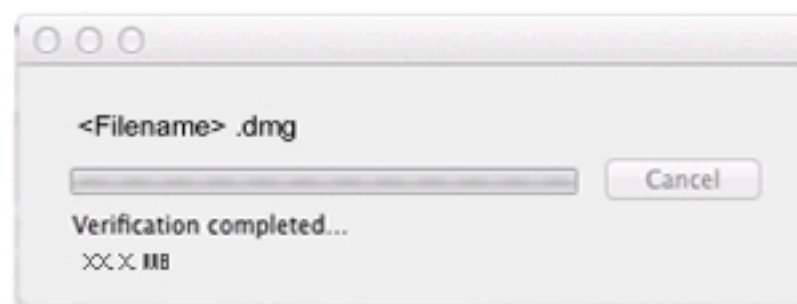
1

Download Stellar Application to Your Mac.




2

Double Click on Stellar Phoenix Application .DMG File.



3

Drag Stellar Phoenix to Your Application Folder and Run.



System Requirements

- Processor: Intel
- Memory: 1 GB
- Hard Disk: 100 MB of Free Space
- Operating System: Mac OS X 10.8 and above