

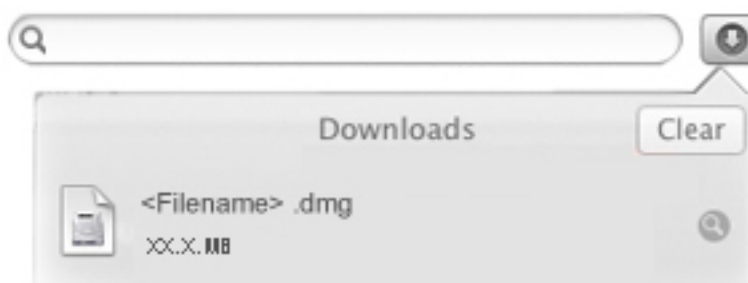


# Stellar Wipe(Mac)

## Steps to Install

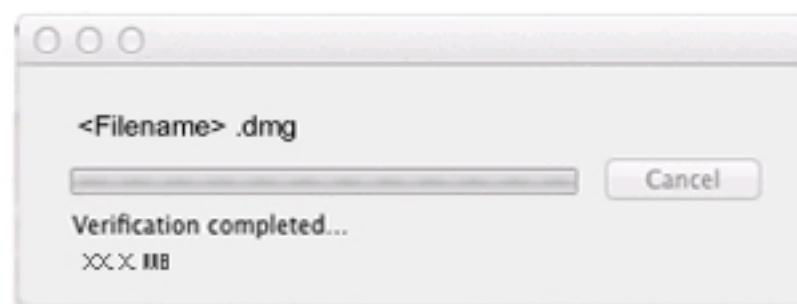
1

Download Stellar Application to Your Mac.




2

Double Click on Stellar Application .DMG File.



3

Drag Stellar to Your Application Folder and Run.



## System Requirements

Processor: Intel, PowerPC(G3 or later)

Memory: 1 GB

Hard Disk: 50 MB

Operating System: Mac OS X 10.4 and above