

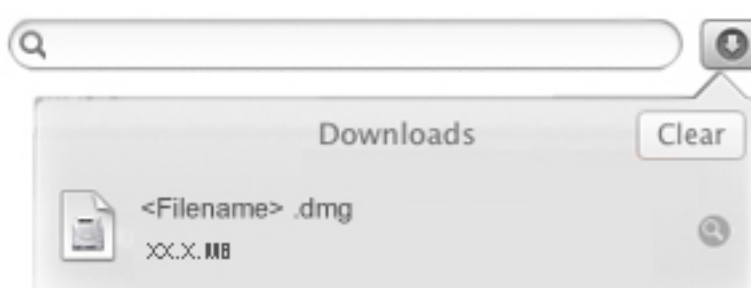


Stellar Photo Recovery

Steps to Install

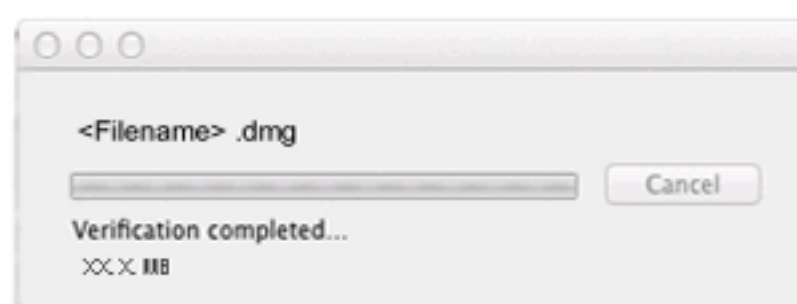
1

Download Stellar Application to Your Mac.




2

Double Click on Stellar Phoenix Application .DMG File.



3

Drag Stellar Phoenix to Your Application Fonder and Run.



System Requirements

Processor: Intel

RAM: 1 GB recommended

Hard Disk: 100 MB of free space

Operating System: macOS High Sierra 10.13, 10.12, 10.11, 10.10, 10.9,10.8,10.7 & 10.6