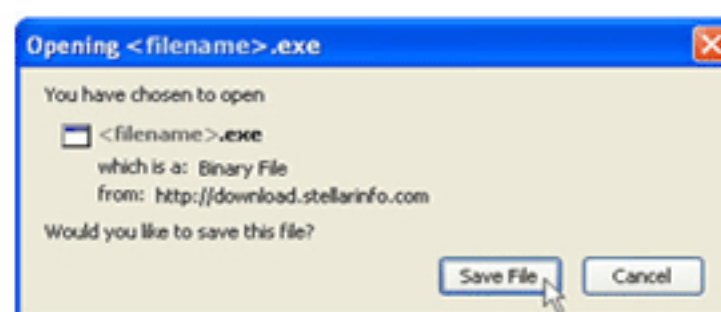


Stellar Data Recovery for Windows Host

Steps to Install

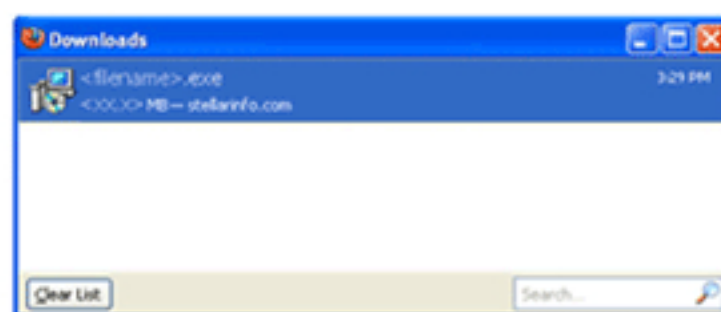
1

When Opening Dialog Box Appears Click **Save File**



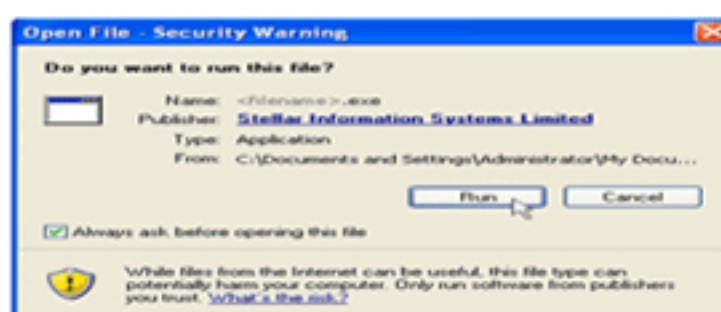
2

When Downloads Window Appears **Double-Click** the File



3

When Security Warning Dialog Box Appears, Click **Run**



System Requirements

Processor:Pentium Class

RAM: 512 MB Minimum

Hard Disk:30 MB of free space

Operating System: Windows 10, Windows 2000, 2003, XP, Vista, Server (2000-2008)