

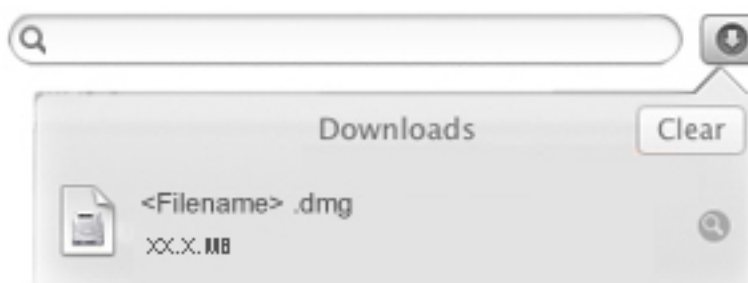


Stellar Phoenix Entourage Recovery

Steps to Install

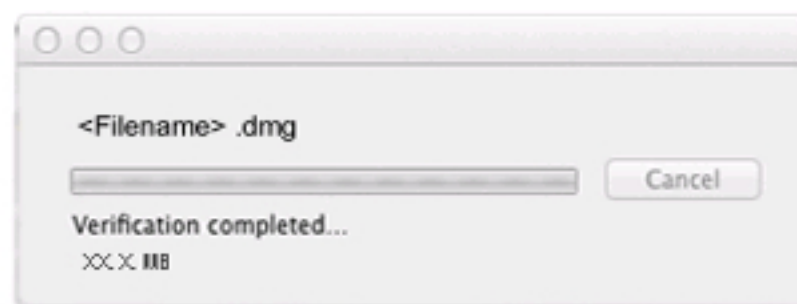
1

Download Stellar Application to Your Mac.




2

Double Click on Stellar Phoenix Application .DMG File.



3

Drag Stellar Phoenix to Your Application Folder and Run.



System Requirements

Processor: Mac Intel, Mac Power PC(G4 and above)

Memory: 512 MB

Hard Disk: 40 MB

Operating System: Mac OS X 10.7,10.6,10.5,10.4